



CVS 4

TANNOY®



LISTED
UL-1480,
UL-2043

Product Description

The Tannoy CVS 4 is a full bandwidth ceiling speaker system comprising a 100mm (4.00") mid bass driver with a coaxially mounted 19mm (0.75") high frequency section mounted in a vented, injection moulded, paintable front baffle manufactured from UV/weather resistant UL94V-0 ABS material.

The mineral loaded polypropylene cone material and nitrile rubber surround enhance durability and long-term reliability. This compact unit is specifically designed for all applications requiring the combination of excellent sonic quality for music and speech reinforcement and exceptional reliability.

The CVS 4 is equipped with a low insertion loss 30W line transformer easily configurable to the following settings via front baffle mounted rotary tapping switch:

70V systems: 30W / 15W / 7.5W / 3.75W / OFF & low Impedance operation
100V systems: 30W / 15W / 7.5W / OFF & low Impedance operation

The CVS 4 is supplied with an integral painted steel back can, with recessed termination box, to satisfy the vast majority of installation application requirements. The removable locking connector has screw terminals for secure wire termination and "loop through" facility. Strain relief is provided by a clamping mechanism for use with plenum rated cable or conduit. Security toggle clamps make for quick and easy installation, while two tile support rails and one C-ring are also included in the package. A plaster (mud) ring is available as an optional accessory.

Features

- Coaxially mounted 100mm (4.00") mineral loaded woofer with rubber surround and 19mm (0.75") soft dome diffraction loaded tweeter.
- High power & high sensitivity with extended frequency response and very low distortion
- Wide, controlled constant directivity dispersion for optimum coverage.
- UV/weather resistant UL94V-0 ABS front baffle
- Easily accessible tapping switch on front baffle.
- Low insertion loss 30W line transformer
- Ferrofluid cooled neodymium HF
- Packaged with tile rails and C-ring for quick & easy installation and simple stocking logistics

Applications

- Multi-zone foreground music & paging systems
- Boardrooms & offices
- Business music systems
- Airports, convention centres, hotels
- Reception / waiting rooms
- Houses of worship
- Retail outlets / shopping malls
- Lounges / bars
- Cruise ships
- Courtrooms

Tannoy (Direct UK)
TCGI (ROW sales)
TCGA (Americas sales)
Tannoy Middle East

T: 00 44 (0) 1236 420199
T: 00 45 8742 7000
T: 00 1 (519) 745 1158
T: 00 971 (04) 4401208

E: enquiries@tannoy.com
E: info@tcgroup-international.com
E: info@tcgroup-americas.com
E: enquiries@tannoy.com

tannoy®.com



CVS 4

TANNOY®

TECHNICAL SPECIFICATIONS

System	CVS 4
Frequency Response (-3dB) ⁽¹⁾	85Hz - 19kHz
Frequency Range (-10dB) ⁽¹⁾	77Hz - 22kHz
System Sensitivity (1W @1m) ⁽²⁾	87dB (1W = 2.45V for 6 Ohms)
Nominal Coverage Angle	90 Degrees Conical
Coverage Angle (1kHz to 6kHz)	102 Degrees Conical
Directivity Factor (Q)	5.6 averaged 1kHz to 6kHz
Directivity Index (DI)	7.1 averaged 1kHz to 6kHz
Rated Maximum SPL	103dB (average) 109dB (peak)
Power Handling	
Average	40W
Programme	80W
Peak	160W
Recommended Amplifier Power	80W @ 6 Ohms
Nominal Impedance	6 Ohms
Transformer Taps (via front rotary switch)	
70V	30W / 15W / 7.5W / 3.75 / OFF & Low Impedance operation
100V	30W / 15W / 7.5W / OFF & Low Impedance operation
Distortion	
10% Full Power	2nd Harmonic 3rd Harmonic
250Hz	0.231% 0.112%
1kHz	0.229% 0.253%
10kHz	0.163% 0.025%
1% Full Power	2nd Harmonic 3rd Harmonic
250Hz	0.99% 0.169%
1kHz	0.816% 0.027%
10kHz	0.444% 0.07%
Crossover	2.7kHz

Notes
(1) Average over stated bandwidth. Measured at 1 metre on axis.
(2) Unweighted pink noise input, measured at 1 metre in an anechoic chamber

A full range of measurements, performance data, and Ease™ Data can be downloaded from www.tannoy.com

Tannoy operates a policy of continuous research and development. The introduction of new materials or manufacturing methods will always equal or exceed the published specifications, which Tannoy reserves the right to alter without prior notice. Please verify the latest specifications when dealing with critical applications.

Transducers	
Low Frequency	100mm (4.00") mineral loaded cone
High Frequency	19mm (0.75") soft dome
Physical	
System Type	Ceiling speaker with integral (blind mount) Back can
Enclosure	
Backcan	Painted steel
Baffle	Reflex loaded UL 94V-0 rated ABS
Grille	Steel, with weather resistant coating
Safety Features	Safety ring located at rear of enclosure for load bearing safety bond
Clamping Design	Security Toggle Clamp
Min / Max Clamping Range	9.00mm (0.35") / 34.00mm (1.34")
Recommended Clamp Torque	1.5Nm
Cable Entry Options	Cable clamp & squeeze connector for conduit up to 22mm
Connectors	Removable locking connector with screw terminals with "loop through" facility
Safety Agency Rating	UL-1480, UL-2043, CE
CVS 4 Hole Cutout Diameter	180mm (7.09")
Dimensions	
Bezel Diameter	213mm (8.39")
Front of Ceiling to Rear of Backcan	202.5mm (7.97")
Front of Ceiling to top of safety loop	214.9mm (8.46")
Net Weight (ea)	3.8kg (8.38 lbs)
Included Accessories	C Ring, tile bridge, paint mask, cutout template, grille
Optional Accessories	Plaster (Mud) Ring

Ordering Information

PART NUMBER	MODEL NAME	COLOUR	PACKED QTY	PACKED WEIGHT
8001 4230	CVS 4	WHITE / PAINTABLE	2	9.6kg (21.16 lbs)
8001 4180	CVS 4 Plaster (Mud) Ring	ZINC PLATED STEEL	10	6.25kg (13.78 lbs)

Tannoy (Direct UK)	T: 00 44 (0) 1236 420199	E: enquiries@tannoy.com
TCGI (ROW sales)	T: 00 45 8742 7000	E: info@tcgroup-international.com
TCGA (Americas sales)	T: 00 1 (519) 745 1158	E: info@tcgroup-americas.com
Tannoy Middle East	T: 00 971 (04) 4401208	E: enquiries@tannoy.com

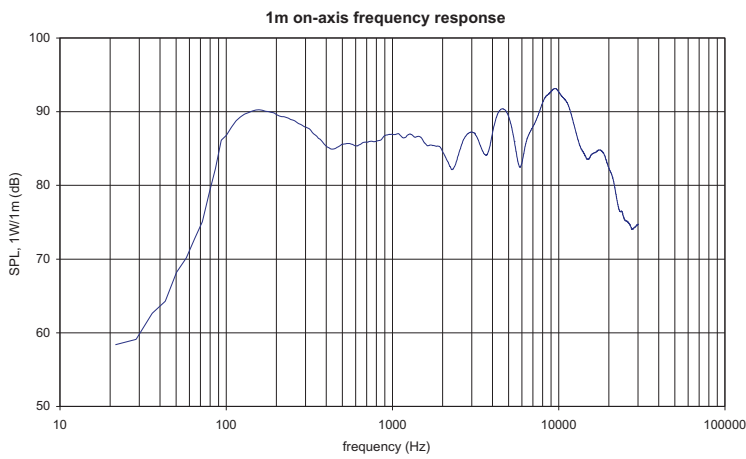
tannoy®.com



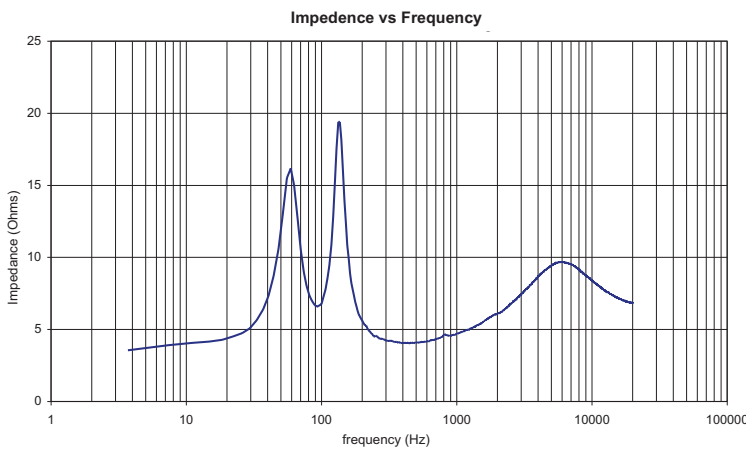
CVS 4

TANNOY®

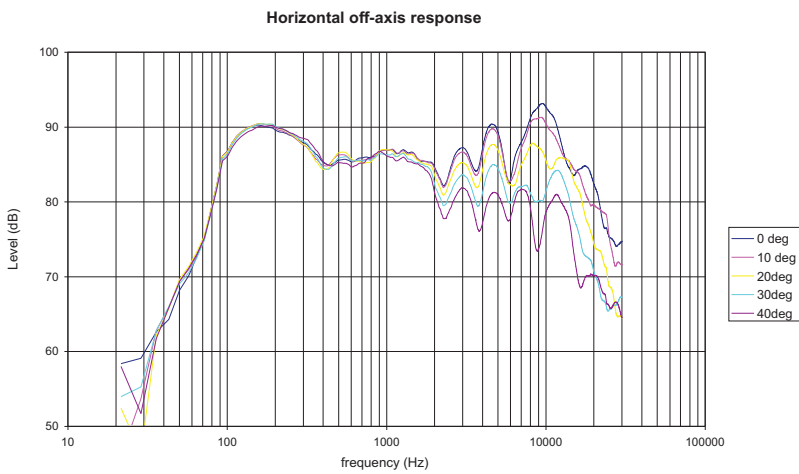
PERFORMANCE MEASUREMENTS



ANECHOIC
FREQUENCY
RESPONSE



IMPEDANCE



OFF AXIS
RESPONSE

Tannoy (Direct UK)
TCGI (ROW sales)
TCGA (Americas sales)
Tannoy Middle East

T: 00 44 (0) 1236 420199
T: 00 45 8742 7000
T: 00 1 (519) 745 1158
T: 00 971 (04) 4401208

E: enquiries@tannoy.com
E: info@tcgroup-international.com
E: info@tcgroup-americas.com
E: enquiries@tannoy.com

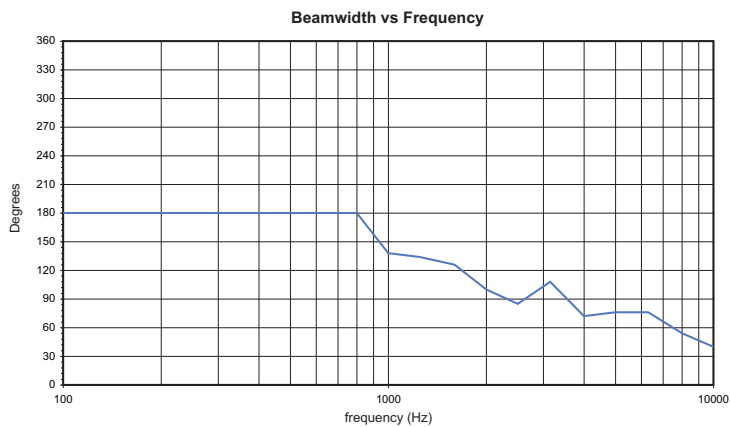
tannoy.com



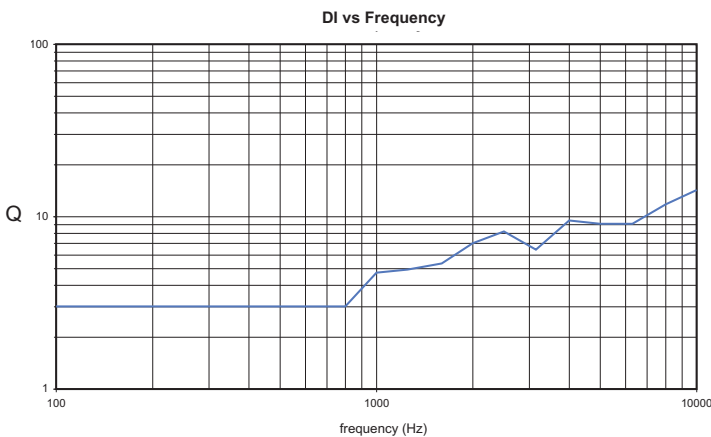
CVS 4

TANNOY®

PERFORMANCE MEASUREMENTS



BEAMWIDTH



DIRECTIVITY INDEX

Tannoy (Direct UK)
TCGI (ROW sales)
TCGA (Americas sales)
Tannoy Middle East

T: 00 44 (0) 1236 420199
T: 00 45 8742 7000
T: 00 1 (519) 745 1158
T: 00 971 (04) 4401208

E: enquiries@tannoy.com
E: info@tcgroup-international.com
E: info@tcgroup-americas.com
E: enquiries@tannoy.com

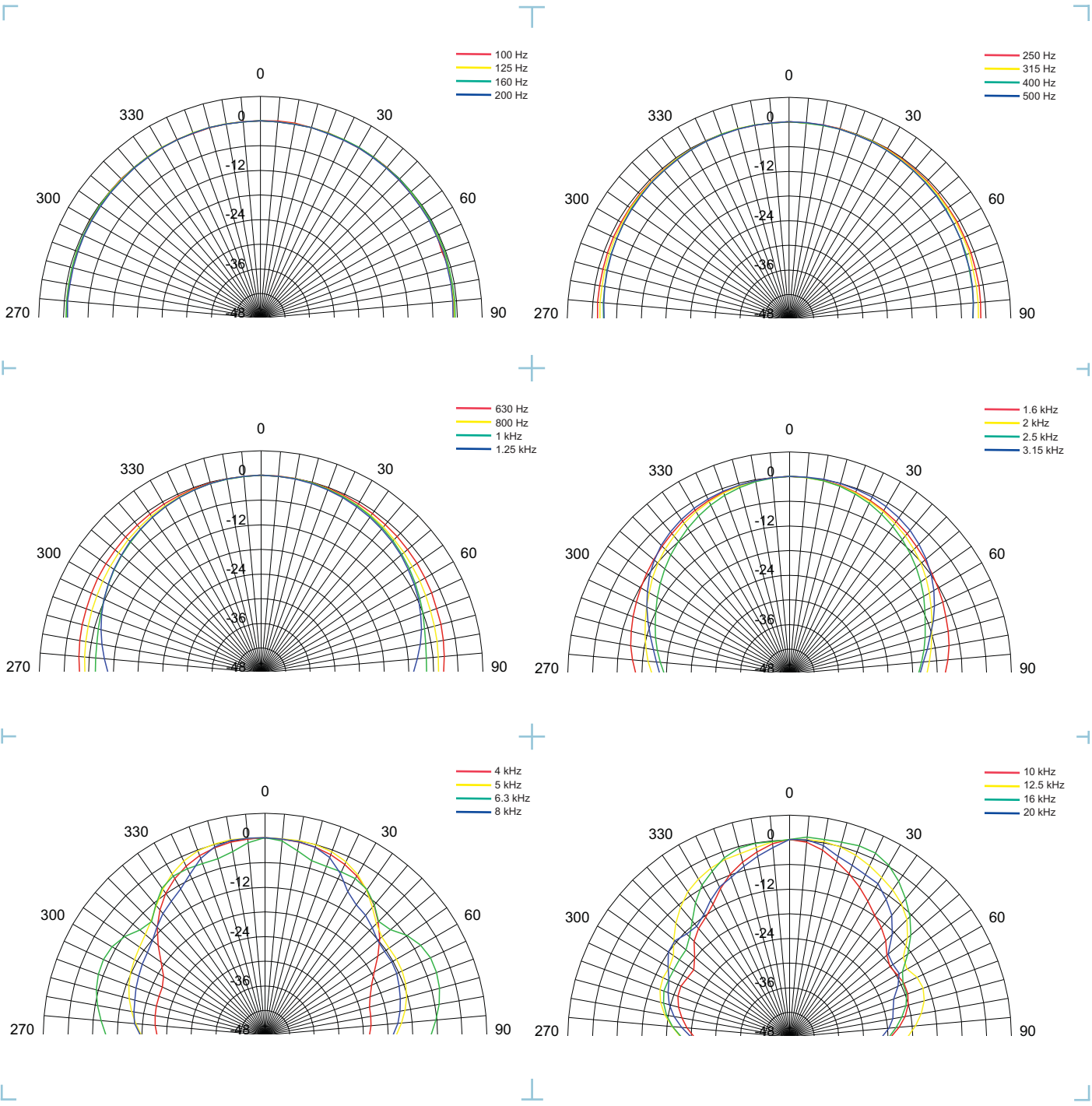
tannoy.com



CVS 4

TANNOY®

PERFORMANCE MEASUREMENTS POLAR PLOTS (1/3 OCTAVE)



Tannoy (Direct UK)
TCGI (ROW sales)
TCGA (Americas sales)
Tannoy Middle East

T: 00 44 (0) 1236 420199
T: 00 45 8742 7000
T: 00 1 (519) 745 1158
T: 00 971 (04) 4401208

E: enquiries@tannoy.com
E: info@tcgroup-international.com
E: info@tcgroup-americas.com
E: enquiries@tannoy.com

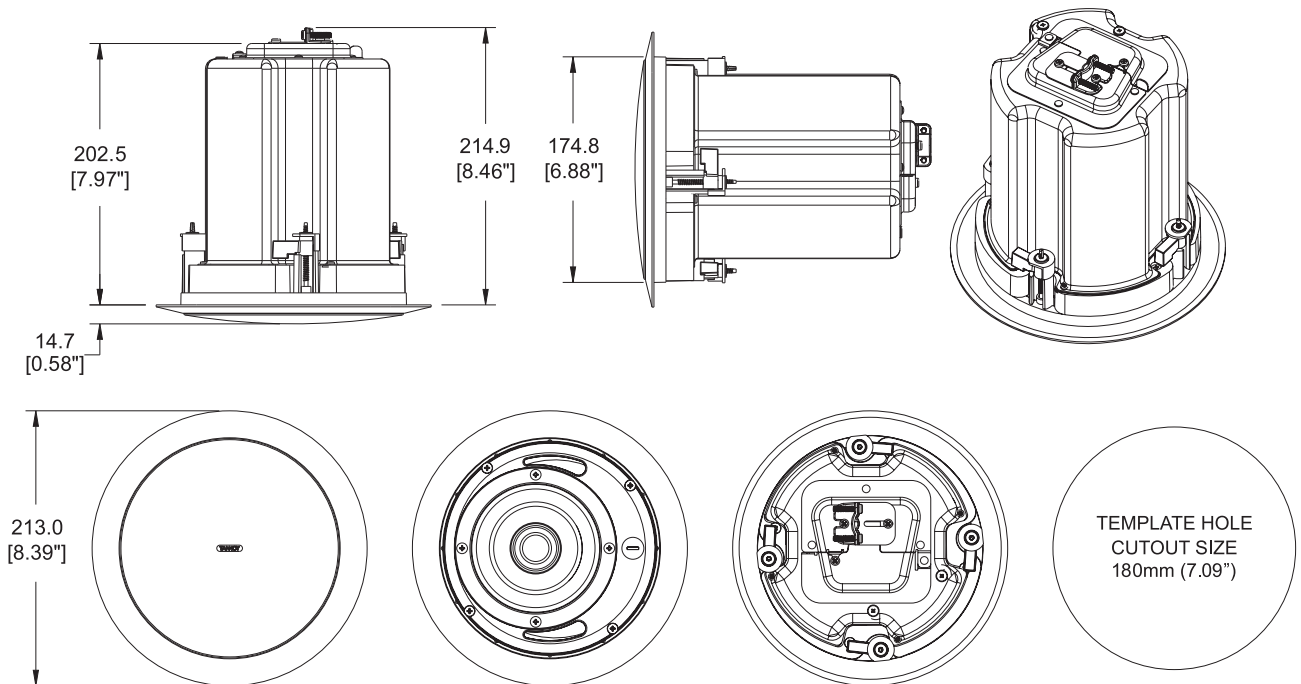
tannoy.com



CVS 4

TANNOY®

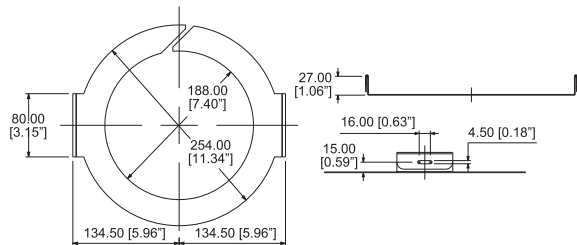
DIMENSIONAL SKETCHES



CVS4 TEMPLATE HOLE CUTOUT SIZE - 180mm (7.09")

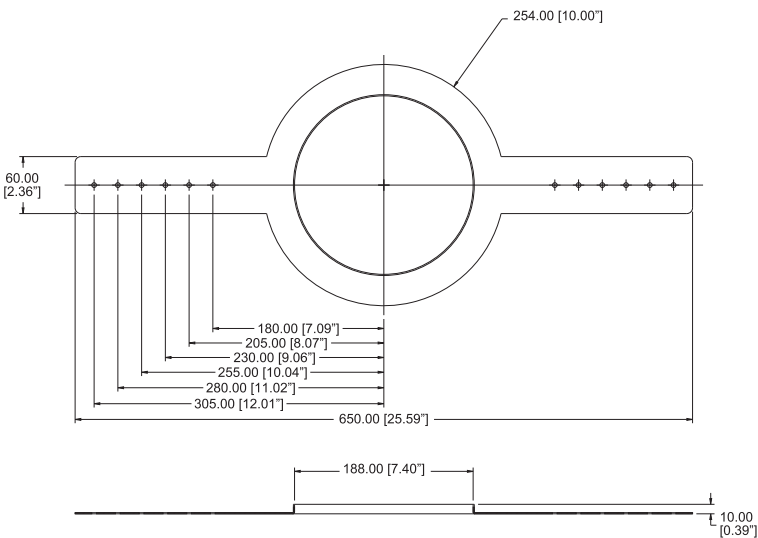
SUPPLIED ACCESSORIES

C-RING



OPTIONAL ACCESSORIES

PLASTER (MUD) RING



Tannoy (Direct UK)
TCGI (ROW sales)
TCGA (Americas sales)
Tannoy Middle East

T: 00 44 (0) 1236 420199
T: 00 45 8742 7000
T: 00 1 (519) 745 1158
T: 00 971 (04) 4401208

E: enquiries@tannoy.com
E: info@tcgroup-international.com
E: info@tcgroup-americas.com
E: enquiries@tannoy.com

tannoy.com



CVS 4

TANNOY®

Architectural specifications

The Ceiling Speaker System shall consist of a 100mm (4.00") mineral loaded mid bass driver with coaxially mounted 19mm (0.75") high frequency unit and passive frequency dividing network mounted in a vented, injection moulded, paintable front baffle in UL94V-0 ABS material.

The backcan shall be constructed of painted steel. A recessed termination box shall be integrated with the backcan, a removable locking connector with screw terminals for secure wire termination with "loop through" facility shall be provided. Strain relief will be provided by a clamping mechanism for use with plenum rated cable or conduit. A safety ring is located on the rear of the backcan for a load bearing safety bond.

Performance of the ceiling speaker shall meet or exceed the following criteria: The system shall have a conical coverage pattern of 102 degrees (1kHz to 6kHz). Frequency response measured on axis shall be 77Hz -22kHz (-10dB from rated sensitivity, measured in an IEC baffle in an anechoic chamber) with no equalization. Sensitivity shall be 87dB (1W @ 1m). Long term power handling capacity as defined in EIA-426B test shall be 40W, recommended amplifier power 80W. The nominal system impedance shall be 6 Ohms (in low impedance setting).

The ceiling speaker shall be equipped with a 30W high performance line transformer for use in 70.7 or 100 Volt distributed audio systems with 30, 15, 7.5, 3.75 Watt taps available. An easily accessible rotary switch located on the front baffle shall be available for selecting transformer and low impedance settings. A weather resistant perforated steel grille covers the transducer and switch.

Two support rails and one C-Ring shall be included with the ceiling monitor system. The front face diameter shall not exceed 213mm (8.39"), overall depth from the front of the ceiling to the top of the safety loop shall not exceed 214.90mm (8.46"). The template cut out diameter shall be 180mm (7.09").

The Ceiling Monitor System shall be the.....CVS 4.

*70 Volt only

Tannoy (Direct UK)	T: 00 44 (0) 1236 420199	E: enquiries@tannoy.com
TCGI (ROW sales)	T: 00 45 8742 7000	E: info@tcgroup-international.com
TCGA (Americas sales)	T: 00 1 (519) 745 1158	E: info@tcgroup-americas.com
Tannoy Middle East	T: 00 971 (04) 4401208	E: enquiries@tannoy.com

tannoy.com

